

LESSON TITLE

TIME [40
MINUTES]

OVERVIEW

THE STUDENTS WILL BE MADE TO UNDERSTAND THE IMPORTANCE OF AIR, ITS USES, AIR POLLUTION AND ITS CAUSES.

SUBJECT/TOPIC AIR

AGE LEVEL CLASS IX

- **Learning Objectives,**
- Learn about air pollution, its causes and effects like acid rain, global warming,
- ozone layer depletion.



Inquiry



Why is air an important resource?

Materials Needed






Teacher computer with internet access and projector

- Student computers/laptop/tablet with internet access



Lesson Summary [Brief description of each part of the lesson.]

- Engage: The teacher will play the videos on AIR on YouTube
- The students will take notes on the information described in the video
- Explore:
Students will complete The Story of Natural Resources as the teacher assists students as needed. Stopping game play to address the questions asked in the game may be needed.
- Explain:
Using the maps and the information on the website, students will answer the following questions:
 - What are the areas of high air pollution levels?
 - What are the causes of air pollution?
 - How can air pollution be prevented?
- Revise: Students will brainstorm ten points on

	<p>air they learnt that day. Teacher will ask for uses and importance of air</p> <ul style="list-style-type: none"> Teacher will then lead a discussion with the students centered around the above questions: Apply: The teacher will ask the students to study the air report for three consecutive days and monitor the air quality of their area.
<p>Sustainable Development Goals</p>  	<p>Culminating Task/Assessment</p>  <p>Students will play Natural and be assessed on their ability to answer the questions provided in the game correctly</p>

 <p>Textbook Chapter NCERT chapter Class ix NCERT book chapter 14 NATURAL RESOURCES</p>
--

Credits
WRITTEN BY MONICA KAPAHI FROM ASN SR SEC SCHOOL FOR CLASS IX

