

4.4.1	Average percentage expenditure incurred on maintenance of physical facilities and academic support facilities excluding salary component during the last five years					10
Q _n M	4.4.1.1: Expenditure incurred on maintenance of physical facilities and academic support facilities excluding salary component year-wise during the last five years (INR in lakhs)					
	Year	2016-17	2017-18	2018-19	2019-20	2020-21
	INR in lakhs	274.22	338.11	381.31	374.95	186.88
	Data to be provided for the last five years:(As per Data Template)					
	<ul style="list-style-type: none">Non- salary expenditure incurredExpenditure incurred on maintenance of campus infrastructure					
	Formula:					
	<div>Expenditure on maintenance of physical and academic support facilities excluding salary component</div> <div>Percentage per year = $\frac{\text{Total expenditure excluding salary component}}{\text{Total expenditure excluding salary component}} \times 100$</div> <div>Average percentage = $\frac{\sum \text{Percentage per year}}{5}$</div>					
	File Description					
	<ul style="list-style-type: none">Upload any additional informationAudited statements of accounts.Details about assigned budget allocation and expenditure on physical facilities and academic facilities (Data Templates as in 4.1.4)					

Data Template

Year	Budget allocated for infrastructure augmentation (INR in lakhs)	Expenditure for infrastructure augmentation (INR in lakhs)	Total expenditure excluding Salary (INR in lakhs)	Expenditure on maintenance of academic facilities (excluding salary for human resources) (INR in lakhs)	Expenditure on maintenance of physical facilities (excluding salary for human resources) (INR in lakhs)
2016-17	97.00	118.25	1,003.84	96.50	177.72
2017-18	100.00	91.67	1,486.38	102.64	235.47
2018-19	100.00	98.22	1,595.80	130.36	250.95
2019-20	100.00	60.96	1,047.90	126.92	248.03
2020-21	100.00	73.06	591.89	32.75	154.13

DVV requirement

Documents Needed

- ☐ Provide audited income and expenditure statement highlighting the items of expenditure incurred on maintenance of physical facilities and academic support facilities duly certified by the Finance Officer. [Annexure 4.4.1.B](#).
- ☐ Consolidated list of expenditure under this head for five years as endorsed by the Finance Officer and Chartered Accountant in case of Private University/ Deemed to be University. [Annexure 4.4.1.A](#).

Specific instruction to HEI

Focus of this metric is only on the maintenance of physical and academic support facilities.

Avoid the following while uploading data

Mere statement of last five years data on the metric without audited statement will not be considered.


TO WHOM SO EVER IT MAY CONCERN

On the basis of documents and records produced before me, this is to certify the following:

1. TERI SAS has made the following expenditure under different heads during the last five years:

Year	Budget allocated for infrastructure augmentation (INR in lakhs)	Budget utilized for infrastructure development (INR in lakhs) [4.14]	Total expenditure excluding salary (INR in lakhs) [4.5]	Expenditure on maintenance of academic facilities (excluding salary for human resource) (INR in lakhs) [4.4.1]	Expenditure on maintenance of physical facilities (excluding salary for human resource) (INR in lakhs) [4.4.1]
2016-17	97.00	118.25	1,003.84	96.50	177.72
2017-18	100.00	91.67	1,486.38	102.64	235.47
2018-19	100.00	98.22	1,595.80	130.36	250.95
2019-20	100.00	60.96	1,047.90	126.92	248.03
2020-21	100.00	73.06	591.89	32.75	154.13

2. These figures are included in Schedule 1 of Annual Audited Statement of Accounts.

For MS Negi & Associates
(Chartered Accountants)
FRN No. 032560N

Madan Singh Negi
 Prop.
 Membership No. 537833

Place: New Delhi
 Date: 07th December 2021
 UDIN: 21537833AAAACC5734



Dhanraj Singh
 Deputy Finance and
 Project Management Officer
 TERI School of Advanced Studies

Dhanraj Singh
 Deputy Finance & Project Management Officer
 TERI School of Advanced Studies
 10, Institutional Area, Vasant Kunj
 New Delhi-110070

OFFICE: 16, ARD Complex, Sector-13, R K Puram, New Delhi-110066
Email ID: camsnegi15@gmail.com
Mobile No. +91- 9540794775

TERI UNIVERSITY
New Delhi
Income & Expenditure Account for the year ended on March 31, 2017

(Amount in INR)

	Schedule	As on 31.3.2017	As on 31.3.2016
Income			
Academic Receipts	4 (a)	92,421,972	81,078,473
Interest Receipts	4 (b)	17,248,215	17,476,048
Others Receipts	4 (c)	44,959,302	40,038,140
Receipts from Completed Research Projects		46,577,668	57,147,953
Total Income		201,207,157	195,740,614
Expenditure			
Salary	5	116,264,712	82,001,873
Academic Course Expenses	6	20,976,710	17,801,028
Office Contingencies & Miscellaneous	7	57,351,107	69,660,106
Expenditure of Completed Research Projects		19,473,777	17,573,755
Depreciation		3,416,989	1,964,326
Total Expenditure		217,483,295	189,001,088
Excess of Receipts over Expenditure (Surplus)		16,276,138	6,739,526
Balance available for Appropriation		16,276,138	6,739,526
Less : Transferred in to Reserve & Surplus Account		16,276,138	6,739,526
Surplus/Deficit brought forward		70,986,375	64,246,849
Surplus/ Deficit Carried over to Income & Expenditure		54,710,237	70,986,375
Significant Accounting Policies and Notes to the Accounts	8		

Schedule 1 to 8 form an integral part of the Accounts

This is the balance sheet referred to in our report of even date

For Sanjay Rastogi & Associates
Chartered Accountants
(FRN : 014056N)

Sanjay Rastogi
CA Sanjay Rastogi
Proprietor

(Membership No. 075033)



Dhanraj Singh
Dhanraj Singh
Finance Officer

Dr. Rajiv Seth
Dr. Rajiv Seth
Pro-Vice Chancellor

Dr. Leena Srivastava
Dr. Leena Srivastava
Vice Chancellor

Place : New Delhi

Date : 25.05.2017





TERI UNIVERSITY	As on 31.3.2017	As on 31.3.2016
Schedule 5: Salary Components		
Pay & Allowances	100,637,395	70,089,301
Performance Linked Allowance	3,199,233	2,132,947
Employer's Provident Fund Contribution	8,266,152	5,996,441
Telephone Reimbursement	48,634	28,000
Medical Reimbursements	868,813	561,446
Gratuity Expenses	410,639	1,449,743
Leave Encashment	291,075	495,915
Leave Travel Allowance	2,542,771	1,248,080
Total	116,264,712	82,001,873
Schedule 6: Academic Course Expenses		
Advertisement	1,028,846	1,087,142
Bank Charges	3,093	5,005
Books & Periodicals - (Library)	843,714	582,085
Computer Software Maintenance Charges	76,470	96,536
Laboratory, Chemical, Glassware & Consumable Expenses	127,409	118,360
Conveyance & Hiring Expenses	672,283	615,194
Membership Fee, Subscription and Registration Charges - Academic	607,956	602,288
Meeting & Refreshment Expenses		89,773
Fellowship, Honorarium, Stipend & Internship and Award Expenses	1,679,026	1,369,070
Students Field Expenses	5,079,557	4,103,405
Misc. Expenses	1,709	1,274
Postage Expenses	442	3,236
Printing & Stationery	301,728	371,873
Professional Time Other Consultants	10,377,048	8,151,407
Repair & Maintenance Expenses	44,000	32,452
Meeting, Seminar & Workshop	64,440	351,812
Travelling Expenses	68,989	220,116
Total	20,976,710	17,801,028



4.4.1.B.

TERI UNIVERSITY	As on 31.3.2017	As on 31.3.2016
Schedule 7: Office Contingencies and Miscellaneous		
Annual Maintenance Contract	2,634,663	2,877,317
Alumni Meeting Expenses	7,011	39,650
Audit Fees	71,500	71,500
Annual Sports Day Expenses	21,289	23,729
Bank, Interest & Finance Charges	1,984,115	596,841
Building Maintenance Charges for Rented Premises	10,759,680	-
Celebration & Festival Expenses	127,839	118,473
Computer Software and Repairs & Maintenance	747,733	1,016,115
Conveyance Expenses	156,012	63,662
Convocation Expenses	1,430,674	1,030,023
Entertainment, Meeting and Hostel Operating Expenses	2,272,819	2,959,198
Training, Seminar & Workshop Expenses	2,661,727	28,945,919
Electrical & Hardware Items	599,650	383,766
Guest House Operating Exp.	181,728	178,338
Hiring charge - Vehicle	1,030,621	1,126,320
Fellowship and Honorarium - Others	91,177	56,578
Internal Grant Committee - Grant for Faculty	500,000	-
Internal Grant Committee - Grant for Students	200,000	-
Insurance Premium	256,149	138,319
Email/Internet/LAN Network Expenses	1,015,621	1,166,940
Postage Expenses	103,331	72,494
Printing & Stationery	1,488,562	1,023,603
Misc. Expenses	170,794	278,903
Provident Fund - Administration charges	510,991	397,077
Provident Fund - EDLI Charges	42,750	35,622
Provident Fund - Inspection Charge	2,412	2,409
Housekeeping Charges, Office Maintenance Charges & Other Professional Charges	11,249,494	9,227,421
Repair & Office Maintenance - Building	1,264,357	1,001,595
Membership Fee, Subscription and Registration Charges	255,687	534,483
Repair & Maintenance - Furniture	614,766	675,348
Repair & Maintenance Office Equipment	818,564	607,454
Repair & Maintenance Vehicle	202,927	199,849
Security Service Charges	2,986,794	3,005,301
Service Tax Paid	2,531,480	2,463,030
Transit Residence	521,688	702,758
Telephone Expenses	376,673	496,371
Travelling Expenses	799,093	178,588
Vice Chancellor - Car Running Expenses	233,612	85,797
Amount Written Off	273,695	-
Water/Electricity/Diesel A/c	6,153,429	7,879,315
Total	57,351,107	69,660,106



TERI SCHOOL OF ADVANCED STUDIES New Delhi Income & Expenditure Account for the year ended on March 31, 2018			
		(Amount in INR)	
	Schedule	As on 31.3.2018	As on 31.3.2017
Income			
Academic Receipts	4 (a)	111,151,909	92,421,972
Interest Receipts	4 (b)	14,971,702	17,248,215
Others Receipts	4 (c)	68,052,540	44,959,302
Receipts from Completed Research Projects		93,802,712	46,577,668
Total Income		287,978,863	201,207,157
Expenditure			
Salary	5	144,094,576	116,264,712
Academic Course Expenses	6	17,728,353	20,976,710
Office Contingencies & Miscellaneous	7	79,252,868	57,351,107
Expenditure of Completed Research Projects		47,918,316	19,473,777
Depreciation		3,738,739	2,582,898
Total Expenditure		292,732,852	216,649,204
Excess of Receipts over Expenditure (Surplus)		4,753,989	16,276,138
Balance available for Appropriation		4,753,989	16,276,138
Less : Transferred in to Reserve & Surplus Account		4,753,989	16,276,138
Surplus/Deficit brought forward		54,710,237	70,986,375
Surplus/ Deficit Carried over to Income & Expenditure		49,956,248	54,710,237
Significant Accounting Policies and Notes to the Accounts	8		
Schedule 1 to 8 form an integral part of the Accounts This is the balance sheet referred to in our report of even date For Rajan K. Gupta & Co. Chartered Accountants (FRN: 005945C)			
 CA Rajan Gupta Partner (Membership No. 074696)		 Dhanraj Singh Deputy Finance & Project Management Officer	 Capt. Pradeep Padhy Registrar
			 Dr. Leena Srivastava Vice Chancellor
Place : New Delhi Date : 20.08.2018			

4.4.1.B.

TERI SCHOOL OF ADVANCED STUDIES		As on 31.3.2018	As on 31.3.2017
Schedule 5: Salary Components			
Pay & Allowances		126,108,626	103,836,628
Employer's Provident Fund Contribution		11,523,867	8,266,152
Telephone Reimbursement		73,998	48,634
Medical Reimbursements		1,126,183	868,813
Gratuity Expenses		1,085,324	410,639
Leave Encashment		678,333	291,075
Leave Travel Allowance		3,498,245	2,542,771
Total		144,094,576	116,264,712
Schedule 6: Academic Course Expenses			
Advertisement		2,240,544	1,028,846
Bank Charges		4,304	3,093
Books & Periodicals - (Library)		574,171	843,714
Computer Software Maintenance Charges		1,313,824	76,470
Laboratory, Chemical, Glassware & Consumable Expenses		297,424	127,409
Conveyance & Hiring Expenses		421,597	672,283
Membership Fee, Subscription and Registration Charges - Academic		828,727	607,956
Fellowship, Honorarium, Stipend & Internship and Award Expenses		1,283,745	1,679,026
Students Field Expenses		2,712,812	5,079,557
Misc. Expenses		5,058	1,709
Postage Expenses		4,190	442
Printing & Stationery		244,118	301,728
Professional Time Other Consultants		7,147,571	10,377,048
Repair & Maintenance Expenses		324,558	44,000
Meeting , Seminar & Workshop		162,993	64,440
Travelling Expenses		162,717	68,989
Total		17,728,353	20,976,710



4.4.1.B.

TERI SCHOOL OF ADVANCED STUDIES	As on 31.3.2018	As on 31.3.2017
Schedule 7: Office Contingencies and Miscellaneous		
Annual Maintenance Contract	3,589,977	2,634,663
Audit Fees	71,500	71,500
Annual Sports Day Expenses	34,879	21,289
Bank, Interest & Finance Charges	1,148,663	1,984,115
Computer Software and Repairs & Maintenance	468,527	747,733
Conveyance Expenses	72,000	156,012
Convocation Expenses	1,295,742	1,430,674
Entertainment, Meeting and Hostel Operating Expenses	3,092,761	2,279,830
Training, Seminar & Workshop Expenses	5,341,202	2,789,566
Electrical & Hardware Items	952,534	599,650
Guest House Operating Exp.	164,470	181,728
Hiring charge - Vehicle	1,150,424	1,030,621
Fellowship and Honorarium - Others	355,500	91,177
Internal Grant Committee - Grant for Faculty	500,000	500,000
Internal Grant Committee - Grant for Students	200,000	200,000
Insurance Premium	1,306,144	256,149
Email/Internet/LAN Network Expenses	1,323,563	1,015,621
Postage Expenses	130,242	103,331
Printing & Stationery	1,453,478	1,488,562
Misc. Expenses	157,081	170,794
NAAC Expenditure	250,750	-
Provident Fund - Administration charges	612,199	510,991
Provident Fund - EDLI Charges	72,079	42,750
Provident Fund - Inspection Charge	-	2,412
Housekeeping Charges, Office Maintenance Charges & Other Professional Charges	16,028,555	11,249,494
Repair & Office Maintenance - Building	17,767,157	12,024,037
Membership Fee, Subscription and Registration Charges	251,797	255,687
Repair & Maintenance - Furniture	1,438,169	614,766
Repair & Maintenance Office Equipment	1,517,461	818,564
Repair & Maintenance Vehicle	194,665	202,927
Security Service Charges	3,247,180	2,986,794
Service Tax / GST Charges	6,157,876	2,531,480
Transit Residence	517,000	521,688
Telephone Expenses	310,246	376,673
Travelling Expenses	885,907	799,093
Vice Chancellor - Car Running Expenses	385,139	233,612
Amount Written Off	135,718	273,695
Water/Electricity/Diesel A/c	6,672,283	6,153,429
Total	79,252,868	57,351,107



TERI SCHOOL OF ADVANCED STUDIES
New Delhi
Income & Expenditure Account for the year ended on March 31, 2019

(Amount in INR)			
	Schedule	As on 31.3.2019	As on 31.3.2018
Income			
Academic Receipts	4 (a)	110,786,114	111,151,909
Interest Receipts	4 (b)	13,461,851	14,971,702
Others Receipts	4 (c)	69,164,395	68,052,540
Receipts from Completed Research Projects		101,440,028	93,802,712
Total Income		294,852,388	287,978,863
Expenditure			
Salary	5	170,065,084	144,094,576
Academic Course Expenses	6	18,107,461	17,728,353
Office Contingencies & Miscellaneous	7	68,491,182	79,252,868
Expenditure of Completed Research Projects		68,796,871	47,918,316
Depreciation		4,184,704	3,738,739
Total Expenditure		329,645,302	292,732,852
Excess of Receipts over Expenditure (Surplus)		34,792,914	4,753,989
Balance available for Appropriation		34,792,914	4,753,989
Less : Transferred in to Reserve & Surplus Account		34,792,914	4,753,989
Surplus/Deficit brought forward		49,956,248	54,710,237
Surplus/ Deficit Carried over to Income & Expenditure		15,163,334	49,956,248
Significant Accounting Policies and Notes to the Accounts	8		

Schedule 1 to 8 form an integral part of the Accounts

This is the balance sheet referred to in our report of even date

For Rajan K. Gupta & Co.
Chartered Accountants
(FRN : 005945C)

CA Rajan Gupta

Partner

(Membership No. 074696)



Dhanraj Singh
Deputy Finance &
Project Management
Officer

Capt. Pradeep Padhy
Registrar

Dr. Manipadma Datta
Vice Chancellor
(Acting)

Place : New Delhi

Date : 16/09/2019

TERI SCHOOL OF ADVANCED STUDIES		As on 31.3.2019	As on 31.3.2018
Schedule 4: Income Receipts			
A. Academic Receipts			
Course fees	108,612,214	109,791,987	
Sale of Application Form	2,173,900	1,360,522	
	110,786,114	111,152,509	
B. Interest Receipts			
Interest Received on Deposits	12,435,235	13,779,120	
Interest Received on Tax Deducted at Sources	-	151,241	
Interest on Home Loan/Vehicle Loan/Education Loan	429,018	455,783	
Interest - Others	149,634	-	
Interest on Saving Bank	447,964	585,558	
	13,461,851	14,971,702	
C. Other Receipts			
Admission Cancellation Fees	1,182,660	631,085	
Rent Received from Rental Premises	50,974,500	50,974,500	
Amount Written back	1,993,890	425,164	
Miscellaneous income	728,788	652,736	
Receipts from Hostel Fees	7,047,607	6,145,974	
Recoveries against Notice Pay & Leave Encashment	377,223	-	
Receipts from Training, Seminar & Workshop	6,676,452	9,042,001	
Transit Residence	183,275	181,080	
	69,164,395	68,052,540	
Total	193,412,360	194,176,751	
Schedule 5: Salary Components			
Pay & Allowances	146,999,773	126,108,626	
Employer's Provident Fund Contribution	11,260,713	11,523,867	
Telephone Reimbursement	114,631	73,998	
Medical Reimbursements	1,329,625	1,126,183	
Gratuity Expenses	3,445,391	1,085,324	
Leave Encashment	3,530,901	678,333	
Leave Travel Allowance	3,384,050	3,498,245	
Total	170,065,084	144,094,576	
Schedule 6: Academic Course Expenses			
Advertisement	1,869,249	2,240,544	
Bank Charges	15,871	4,304	
Books & Periodicals - (Library)	3,576,788	574,171	
Computer Software Maintenance Charges	177,000	1,313,824	
Laboratory, Chemical, Glassware & Consumable Expenses	287,330	297,424	
Conveyance & Hiring Expenses	421,069	421,597	
Membership Fee, Subscription and Registration Charges - Academic	367,900	828,727	
Fellowship, Honorarium, Stipend & Internship and Award Expenses	629,622	1,283,745	
Students Field Expenses	4,233,371	2,712,812	
Misc. Expenses	63,597	5,058	
Postage Expenses	2,950	4,190	
Printing & Stationery	156,015	244,118	
Professional Time Other Consultants	6,094,400	7,147,571	
Repair & Maintenance Expenses	70,904	324,558	
Meeting, Seminar & Workshop	66,284	162,993	
Travelling Expenses	75,111	162,717	
Total	18,107,461	17,728,353	



TERI SCHOOL OF ADVANCED STUDIES	As on 31.3.2019	As on 31.3.2018
Schedule 7: Office Contingencies and Miscellaneous		
Annual Maintenance Contract	3,151,648	3,589,977
Audit Fees	71,500	71,500
Annual Sports Day Expenses & Fest	119,853	34,879
Bank, Interest & Finance Charges	1,093,045	1,148,663
Computer Software and Repairs & Maintenance	888,684	468,527
Conveyance Expenses	272,058	72,000
Convocation Expenses	1,230,462	1,295,742
Entertainment, Meeting and Hostel Operating Expenses	4,330,439	3,092,761
Training, Seminar & Workshop Expenses	3,695,288	5,341,202
Electrcial & Hardware Items	599,982	952,534
Guest House Operating Exp.	179,813	164,470
Hiring charge - Vehicle	1,063,739	1,150,424
Fellowship and Honorarium - Others	444,931	355,500
Internal Grant Committee - Grant for Faculty	500,000	500,000
Internal Grant Committee - Grant for Students	200,000	200,000
Insurance Premium	1,966,414	1,306,144
Email/Internet/LAN Network Expenses	2,327,822	1,323,563
Postage Expenses	41,278	130,242
Printing & Stationery	1,767,721	1,453,478
Misc. Expenses	570,483	157,081
NAAC Expenditure	740,259	250,750
Provident Fund - Adminjstration charges	581,806	612,199
Provident Fund - EDLI Charges	82,853	72,079
Housekeeping Charges, Office Maintenance Charges & Other Professional Charges	15,392,109	16,028,555
Repair & Office Maintenance - Building	5,591,445	17,767,157
Membership Fee, Subscription and Registration Charges	250,900	251,797
Repair & Maintenance - Furniture	66,495	1,438,169
Repair & Maintenance Office Equipment	357,425	1,517,461
Repair & Maintenance Vehicle	269,950	194,665
Security Service Charges	3,428,789	3,247,180
Service Tax / GST Charges	7,977,504	6,157,876
Transit Residence	591,500	517,000
Telephone Expenses	268,788	310,246
Travelling Expenses	607,500	885,907
Vice Chancellor - Car Running Expenses	359,696	385,139
Amount Written Off	-	135,718
Water/Electrcitiy/Diesel A/c	7,409,003	6,672,283
Total	68,491,182	79,252,868



TERI SCHOOL OF ADVANCED STUDIES
New Delhi
Income & Expenditure Account for the year ended on March 31, 2020

(Amount in INR)			
	Schedule	As on 31.3.2020	As on 31.3.2019
Income			
Academic Receipts	4 (a)	110,615,215	110,786,114
Interest Receipts	4 (b)	9,098,484	13,461,851
Others Receipts	4 (c)	70,861,719	69,164,395
Receipts from Completed Research Projects		47,145,969	101,440,028
Total Income		237,721,387	294,852,388
Expenditure			
Salary	5	163,652,316	170,065,084
Academic Course Expenses	6	21,087,205	18,107,461
Office Contingencies & Miscellaneous	7	58,047,715	68,491,182
Expenditure of Completed Research Projects		22,217,679	68,796,871
Depreciation		3,437,504	4,184,704
Total Expenditure		268,442,419	329,645,302
Excess of Receipts over Expenditure (Surplus)		30,721,032	34,792,914
Balance available for Appropriation		30,721,032	34,792,914
Less : Transferred in to Reserve & Surplus Account		30,721,032	34,792,914
Surplus/Deficit brought forward		15,163,334	49,956,248
Surplus/ Deficit Carried over to Income & Expenditure		15,557,698	15,163,334
Significant Accounting Policies and Notes to the Accounts	8		

Schedule 1 to 8 form an integral part of the Accounts

This is the balance sheet referred to in our report of even date

For Rajan K. Gupta & Co.
Chartered Accountants
(FRN : 005945C)

Sanjay Rastogi



For and on behalf of
Sanjay Rastogi & Associates
Chartered Accountants, New Delhi

Place : New Delhi
Date :

Dhanraj Singh

Deputy Finance &
Project Management
Officer

Kamal Sharma

Registrar

Dr. Manipadma Datta

Vice Chancellor

4.4.1.B.

Schedule 4: Income Receipts		
A. Academic Receipts		
Course fees	109,472,715	108,612,214
Sale of Application Form	1,142,500	2,173,900
	110,615,215	110,786,114
B. Interest Receipts		
Interest Received on Deposits	6,503,714	12,435,235
Interest Received on Tax Deducted at Sources	1,660,829	-
Interest on Home Loan/Vehicle Loan/Education Loan	255,650	429,018
Interest - Others	157,407	149,634
Interest on Saving Bank	520,884	447,964
	9,098,484	13,461,851
C. Other Receipts		
Admission Cancellation Fees	599,200	1,182,660
Rent Received from Rental Premises	53,912,606	50,974,500
Donations	50,000	-
Alumni Contribution	13,000	-
Amount Written back	1,910,585	1,993,890
Miscellaneous income	660,030	728,788
Receipts from Hostel Fees	6,822,906	7,047,607
Recoveries against Notice Pay & Leave Encashment	176,580	377,223
Receipts from Training, Seminar & Workshop	6,716,812	6,676,452
Transit Residence	-	183,275
	70,861,719	69,164,395
Total	190,575,418	193,412,360
Schedule 5: Salary Components		
Pay & Allowances	139,919,823	146,999,773
Employer's Provident Fund Contribution	15,961,803	11,260,713
Telephone Reimbursement	147,155	114,631
Medical Reimbursements	1,288,425	1,329,625
Gratuity Expenses	1,140,623	3,445,391
Leave Encashment	1,912,037	3,530,901
Leave Travel Allowance	3,282,450	3,384,050
Total	163,652,316	170,065,084
Schedule 6: Academic Course Expenses		
Advertisement	1,167,662	1,869,249
Bank Charges	20,337	15,871
Books & Periodicals - (Library)	3,526,295	3,576,788
Computer Software Maintenance Charges	47,291	177,000
Laboratory, Chemical, Glassware & Consumable Expenses	220,141	287,330
Conveyance & Hiring Expenses	693,385	421,069
Membership Fee, Subscription and Registration Charges - Academic	743,144	367,900
Fellowship, Honorarium, Stipend & Internship and Award Expenses	1,267,768	629,622
Students Field Expenses	3,679,138	4,233,371
Misc. Expenses	11,095	63,597
Postage Expenses	24,661	2,950
Printing & Stationery	73,809	156,015
Professional Time Other Consultants	9,120,600	6,094,400
Repair & Maintenance Expenses	248,790	70,904
Meeting , Seminar & Workshop	55,326	66,284
Travelling Expenses	187,763	75,111
Total	21,087,205	18,107,461



4.4.1.B.

Schedule 7: Office Contingencies and Miscellaneous		
Audit Fees	71,500	71,500
Annual Sports Day Expenses & Fest	141,335	119,853
Bank, Interest & Finance Charges	2,376,428	1,093,045
Convocation Expenses	911,262	1,230,462
Entertainment, Meeting and Hostel Operating Expenses	3,437,797	4,330,439
Training, Seminar & Workshop Expenses	2,635,819	3,695,288
Electrcial & Hardware Items	500,895	599,982
Guest House Operating Exp.	-	179,813
Conveyance and Vehicle Hiring charge	842,934	1,335,797
Fellowship and Honorarium - Others	429,043	444,931
Internal Grant Committee - Grant for Faculty	500,000	500,000
Internal Grant Committee - Grant for Students	200,000	200,000
Insurance Premium	2,333,651	1,966,414
Computer Repair Maintenance /Email/Internet/LAN Network Expenses	4,467,696	3,216,506
Postage Expenses	123,672	41,278
Printing & Stationery	1,451,903	1,767,721
Misc. Expenses	114,308	570,483
NAAC Expenditure	25,801	740,259
Provident Fund - Administration charges	577,850	581,806
Provident Fund - EDLI Charges	85,652	82,853
Housekeeping Charges, Office Maintenance Charges & Other Professional Charges	11,727,697	15,392,109
Repair & Office Maintenance - Building	5,613,858	5,591,445
Membership Fee, Subscription and Registration Charges	200,984	250,900
Repair & Maintenance - Furniture	114,068	66,495
Repair & Maintenance Office Equipment	2,965,322	3,509,073
Repair & Maintenance Vehicle	177,396	269,950
Security Service Charges	3,458,451	3,428,789
Service Tax / GST Charges	4,254,165	7,977,504
Transit Residence	-	591,500
Telephone Expenses	250,135	268,788
Travelling Expenses	211,538	607,500
Vice Chancellor - Car Running Expenses	193,762	359,696
Vice Chancellor Search Committee Expenses	422,577	-
Water/Electricity/Diesel A/c	7,230,216	7,409,003
Total	58,047,715	68,491,182



TERI SCHOOL OF ADVANCED STUDIES
New Delhi
Income & Expenditure Account for the year ended on March 31, 2021

(Amount in INR)			
	Schedule	As on 31.3.2021	As on 31.3.2020
Income			
Academic Receipts	4 (a)	108,386,112	110,615,215
Interest Receipts	4 (b)	5,402,079	9,098,484
Others Receipts	4 (c)	56,302,197	70,861,719
Receipts from Completed Research Projects		19,928,095	47,145,969
Total Income		190,018,483	237,721,387
Expenditure			
Salary	5	155,505,620	163,652,316
Academic Course Expenses	6	10,873,547	21,087,205
Utilities, Maintenance & Overheads	7	33,997,551	58,047,715
Expenditure of Completed Research Projects		10,910,820	22,217,679
Depreciation		3,407,400	3,437,504
Total Expenditure		214,694,938	268,442,419
Excess of Receipts over Expenditure (Surplus)		24,676,455	30,721,032
Balance available for Appropriation		24,676,455	30,721,032
Less : Transferred in to Reserve & Surplus Account		24,676,455	30,721,032
Surplus/Deficit brought forward		15,557,698	15,163,334
Surplus/ Deficit Carried over to Income & Expenditure		40,234,153	15,557,698
Significant Accounting Policies and Notes to the Accounts	8		

Schedule 1 to 8 form an integral part of the Accounts

This is the balance sheet referred to in our report of even date

For Sanjay Rastogi & Associates
Chartered Accountants
FRN: 014056N

CA Sanjay Rastogi
M.No.075033
UDIN: 21075033AAAAHW4461



Dr Eklavya Sharma
Vice Chancellor

Dhanraj Singh

Deputy Finance &
Project Management
Officer

Dr. Manipadma Datta
Pro Vice Chancellor

Kamal Sharma

Registrar

Place : New Delhi
Date : 02.11.2021

4.4.1.B.

TERI SCHOOL OF ADVANCED STUDIES		As on 31.3.2021	As on 31.3.2020
Leave Encashment		1,858,413	1,912,037
Leave Travel Allowance		4,046,850	3,282,450
Total		155,505,620	163,652,316
Schedule 6: Academic Course Expenses			
Admission & Advertisement Expenses		1,671,861	1,167,662
Bank Charges		-	20,337
Books & Periodicals - (Library)		338,649	3,526,295
Computer Software Maintenance Charges		51,098	47,291
Laboratory, Chemical, Glassware & Consumable Expenses		49,428	220,141
Conveyance & Hiring Expenses		103,650	693,385
Membership Fee, Subscription and Registration Charges - Academic		505,024	743,144
Fellowship, Honorarium, Stipend & Internship and Award Expenses		211,663	1,267,768
Students Field Expenses		67,142	3,679,138
Misc. Expenses		-	11,095
Postage Expenses		209	24,661
Printing & Stationery		27,783	73,809
Professional Time Other Consultants		7,820,867	9,120,600
Repair & Maintenance Expenses		26,173	248,790
Meeting, Seminar & Workshop		-	55,326
Travelling Expenses		-	187,763
Total		10,873,547	21,087,205
Schedule 7: Utilities, Maintenance & Overheads			
Audit Fees		71,500	71,500
Annual Sports Day Expenses & Fest		85,216	141,335
Bank, Interest & Finance Charges		519,338	2,376,428
Convocation Expenses		214,155	911,262
Entertainment, Meeting and Hostel Operating Expenses		188,399	3,437,797
Training, Seminar & Workshop Expenses		97,902	2,635,819
Electrical & Hardware Items		99,854	500,895
Conveyance and Vehicle Hiring charge		329,918	842,934
Fellowship and Honorarium - Others		278,300	429,043
Internal Grant Committee - Grant for Faculty		500,000	500,000
Internal Grant Committee - Grant for Students		200,000	200,000
Insurance Premium		1,727,788	2,333,651
Computer Repair Maintenance /Email/Internet/LAN Network Expenses		3,186,416	4,467,696
Postage Expenses		95,221	123,672
Printing & Stationery		915,075	1,451,903
Misc. Expenses		25,815	114,308
NAAC Expenditure		-	25,801
Provident Fund - Administration charges		547,770	577,850
Provident Fund - EDLI Charges		81,524	85,652
Housekeeping Charges, Office Maintenance Charges & Other		-	-
Professional Charges		9,065,776	11,727,697
Repair & Office Maintenance - Building		4,945,643	5,613,858
Membership Fee, Subscription and Registration Charges		54,000	200,984
Repair & Maintenance - Furniture		16,784	114,068
Repair & Maintenance Office Equipment		872,591	2,965,322
Repair & Maintenance Vehicle		-	177,396
Security Service Charges		2,593,795	3,458,451
GST Charges Ineligible Expenses & Written Off		3,657,655	4,254,165
Telephone Expenses		221,346	250,135
Travelling Expenses		82,814	211,538
Vice Chancellor - Car Running Expenses		84,093	193,762
Vice Chancellor Search Committee Expenses		431,750	422,577
Water/Electricity/Diesel A/c		2,807,113	7,230,216
Total		33,997,551	58,047,715

